

POPULATION

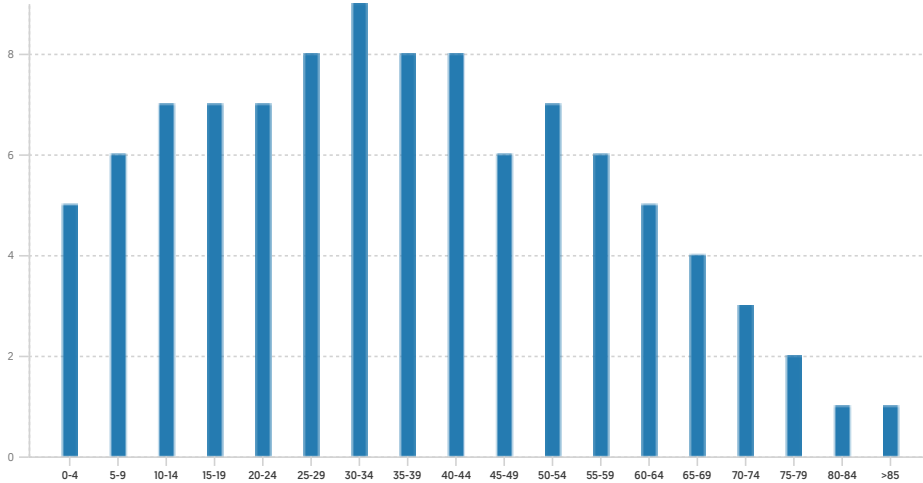
SUMMARY

Estimated Population	29,278
Population Growth (since 2010)	-0.8%
Population Density (ppl / mile)	15,294
Median Age	35.9

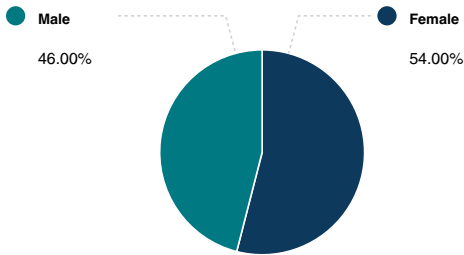
HOUSEHOLD

Number of Households	10,456
Household Size (ppl)	3
Households w/ Children	6,579

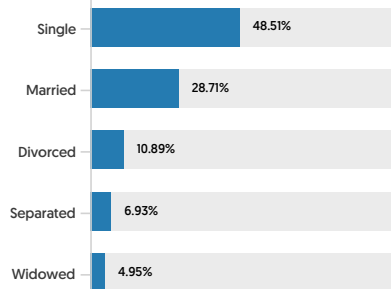
AGE



GENDER



MARITAL STATUS



HOUSING

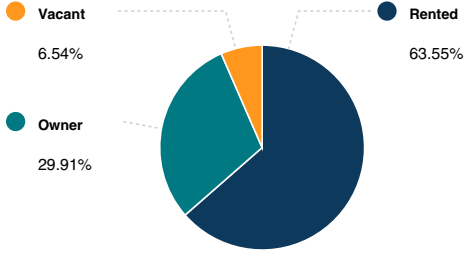
SUMMARY

Median Home Sale Price	\$590,000
Median Year Built	1964

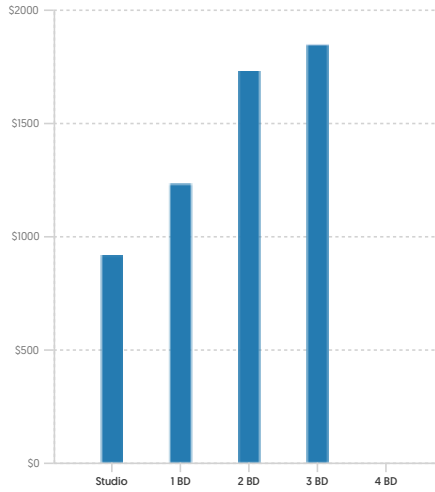
STABILITY

Annual Residential Turnover	10.46%
-----------------------------	--------

OCCUPANCY



FAIR MARKET RENTS (COUNTY)

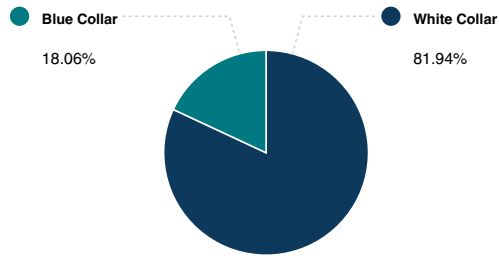


QUALITY OF LIFE

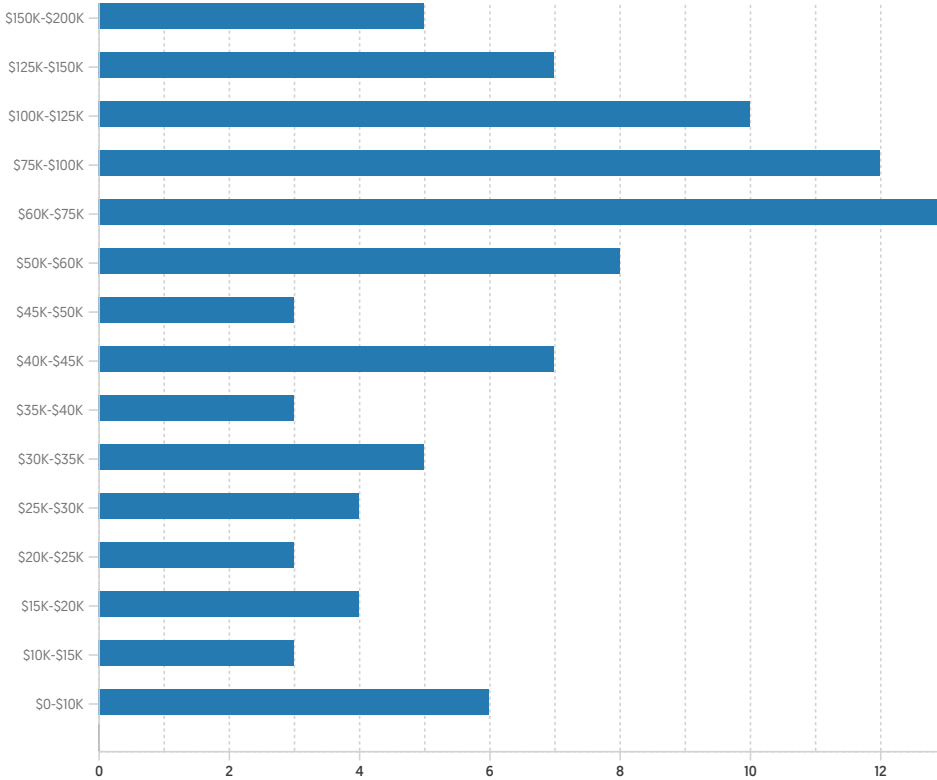
WORKERS BY INDUSTRY

Construction	1,017
Manufacturing	1,062
Transportation and Communications	1,285
Wholesale Trade	261
Retail Trade	2,006
Finance, Insurance and Real Estate	731
Services	6,466
Public Administration	655

WORKFORCE



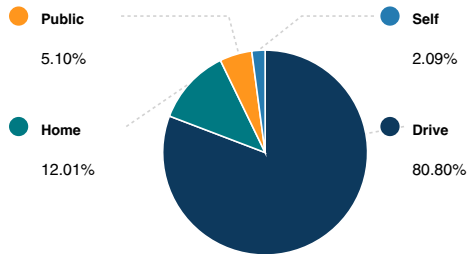
HOUSEHOLD INCOME



Average Household Income **\$62,794**

Average Per Capita Income **\$30,186**

COMMUTE METHOD



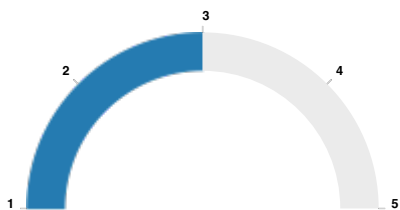
Median Travel Time **30 min**

WEATHER

January High Temp (avg °F)	64.6
January Low Temp (avg °F)	48.8
July High Temp (avg °F)	73.8
July Low Temp (avg °F)	63.7
Annual Precipitation (inches)	12.82

EDUCATION

EDUCATIONAL CLIMATE INDEX (1)



HIGHEST LEVEL ATTAINED

Less than 9th grade	1,435
Some High School	3,530
High School Graduate	3,835
Some College	5,468
Associate Degree	1,612
Bachelor's Degree	5,623
Graduate Degree	1,594

(1) This measure of socioeconomic status helps identify ZIP codes with the best conditions for quality schools. It is based on the U.S. Census Bureau's Socioeconomic Status (SES) measure with weights adjusted to more strongly reflect the educational aspect of social status (education 2:1 to income & occupation). Factors in this measure are income, educational achievement and occupation of persons within the ZIP code. Since this measure is based on the population of an entire ZIP code, it may not reflect the nature of an individual school.
 (2) Powered by Liveby. Information is deemed reliable but not guaranteed. Copyright © 2021 Liveby. All rights reserved.

SCHOOLS

RADIUS: 1 MILE(S)

PUBLIC - ELEMENTARY

	Distance	Grades	Students	Students per Teacher	GreatSchools Rating (1)
Centinela Tk-8 Elementary	0.11	K-8th	540	27	6/10
Wilder's Preparatory Academy Charter	0.58	K-5th	396	25	8/10
Highland Elementary	0.94	K-6th	412	27	5/10
Fifty-Fourth Street Elementary	0.98	K-6th	215	15	4/10

Community Rating (2)

- Centinela Tk-8 Elementary
- Wilder's Preparatory Academy Charter
- Highland Elementary
- Fifty-Fourth Street Elementary

PUBLIC - MIDDLE/HIGH

	Distance	Grades	Students	Students per Teacher	GreatSchools Rating (1)
Centinela Tk-8 Elementary	0.11	K-8th	540	27	6/10
Wilder's Preparatory Academy Charter Middle	0.58	6th-8th	195	20	10/10
Grace Hopper Stem Academy	0.66	6th-8th	70	16	2/10

Community Rating (2)

- Centinela Tk-8 Elementary

PRIVATE

	Distance	Grades	Students	Classrooms	Community Rating (2)
From The Heart Preschool & Enrichment Center	0.57	Pre-K-K	15		
St John Chrysostom School	0.66	Pre-K-8th	214		
St Mary's Academy	0.67	9th-12th	232		
Kids Castle Child Care Center	0.67	Pre-K-K	22		
Rainbow Childrens Academy Corp.	0.7	Pre-K-K	10		
Ivie League Christian Preschool W Slauson	0.74	Pre-K-K	21		
Slauson Learning Center	0.83	3rd-12th	98		
Children Community Academy	0.96	Pre-K-K	16		

(1) School data is provided by GreatSchools, a nonprofit organization. Website: GreatSchools.org. Based on a scale of 1-10.

(2) The community rating is the overall rating that is submitted by either a Parent/Guardian, Teacher, Staff, Administrator, Student or Former Student. There will be only one rating per school. Based on a scale of 1-5.

(3) Powered by Liveby. Information is deemed reliable but not guaranteed. Copyright © 2021 Liveby. All rights reserved.

LOCAL BUSINESSES

RADIUS: 1 MILE(S)

EATING - DRINKING

	Address	Phone #	Distance	Description
Kesadiya Catering	563 E Ellis Ave	(310) 671-1128	0.14	Eating Places
Marc Solonsky Restaurant	740 E Hyde Park Blvd	(424) 351-8265	0.23	Mexican Restaurant
Something Good 2 Eat Catering LLC	1322 N Chester Ave	(310) 846-7432	0.26	Caterers
Manshave Barber Lounge	740 Centinela Ave Ste 102	(424) 227-9944	0.3	Cocktail Lounge
Wingopolis, LLC	740 Centinela Ave Ste 101	(323) 680-4376	0.3	Chicken Restaurant
Xhale Hookah Lounge Inglewood, LLC	740 Centinela Ave	(323) 447-2234	0.3	Cocktail Lounge
Cordaro's	313 E Fairview Blvd Apt D	(202) 735-8838	0.39	Caterers
Pizzarty, LLC	955 E Hyde Park Blvd # 12	(424) 227-8546	0.4	Eating Places
Pasta Uovo LLC	960 E Hyde Park Blvd	(475) 322-0224	0.43	Italian Restaurant
Camys	943 E 66th St	(213) 385-3217	0.44	Cafe

SHOPPING

	Address	Phone #	Distance	Description
El Coco Market LLC	611 E Fairview Blvd	(310) 673-4588	0.17	Supermarkets
Virgen Produce	527 E Brett St	(310) 391-9540	0.19	Fruit And Vegetable Markets
Carniceria La Tapatia, LLC	739 E Hyde Park Blvd	(310) 671-5475	0.21	Health And Dietetic Food Stores
Park Ave Market	746 E Hyde Park Blvd	(310) 672-2790	0.22	Grocery Stores, Independent
Tito Meat Market	736 E Hyde Park Blvd	(424) 393-4060	0.23	Meat Markets, Including Freezer Provisioners
Seven Eleven Inc	803 Edgewood St	(310) 672-1829	0.52	Convenience Stores, Chain
Ralphs Grocery Company	950 N La Brea Ave	(310) 673-6365	0.55	Supermarkets, Chain
Coast To Coast	455 N Prairie Ave	(310) 671-0340	0.58	Hardware Stores
Labrea Seafood	945 N La Brea Ave	(310) 677-5586	0.58	Seafood Markets
The Food Lady	830 N La Brea Ave	(323) 533-3571	0.59	Grocery Stores